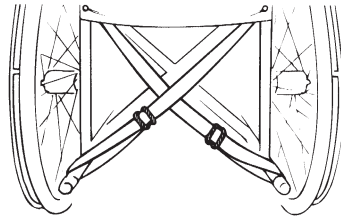


ADJUSTA-LOOP CUSHION BELT



ReOrder #	Description	Size	Unit
301202	1.5" Webbing	Universal	EA
301205	2" Heavy-Duty Webbing	Universal	EA

Caution: Federal law restricts this device to sale by or on the order of a physician or licensed health care professional.

Indications - The Skil-Care Adjusta-Loop Belt is recommended for use with a patient who:

- Requires a safety belt while seated in the wheelchair
- Requires a reminder not to leave the wheelchair without assistance

Contraindications for Use - Do not use this device for a patient who:

- Slides down in the wheelchair
- Requires posture support
- Has a history of easily removing belt-style, vest-style, and poncho-style restraints
- Is in a geri-chair or lounge chair. This device is intended for wheelchair use only

Wheelchair Application

1. Before seating patient in wheelchair, make certain that both brakes are locked and both footrests are positioned to the sides of the chair. Seat patient as far back in the wheelchair as possible. Position footrests to the front of the chair and place patient's feet on them.
2. Place the Belt at the patient's waist.
3. Place both straps behind the patient and pass the ends through the space between the wheelchair seat and backrest.
4. Behind the wheelchair, cross the straps and place the right loop over the left kick-spur and the left loop over the right kick-spur. See illustration above.
5. Use the slider buckles to adjust the straps so that the belt fits snugly. Note: Belt should not be so snug as to interfere with patient's breathing. You should be able to slide your open hand between the device and the patient.

Laundering

This device should not be laundered or dried at temperatures that exceed 180° F (82°C).
Do not use bleach.

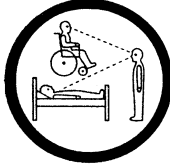

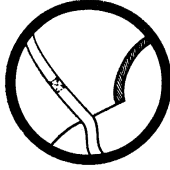
See **important warnings and cautions** on reverse side.

Always...

Always inspect condition of device.

Always read package insert to determine if device is intended for wheelchair and/or bed use.

Always monitor patients in restrictive devices. Make certain to follow your facility's procedures for periodic release, toileting, and exercise.



Never...

Never use a device that has worn or frayed fabric or webbing. Discard damaged units immediately. Do not alter products.

Never use a Skil-Care device as a restraint in a motor vehicle.

Never place a patient wearing a restrictive device in a place where he/she is not easily monitored.



(Date of issue: 04/16/19)