

LITTLE DIPPER

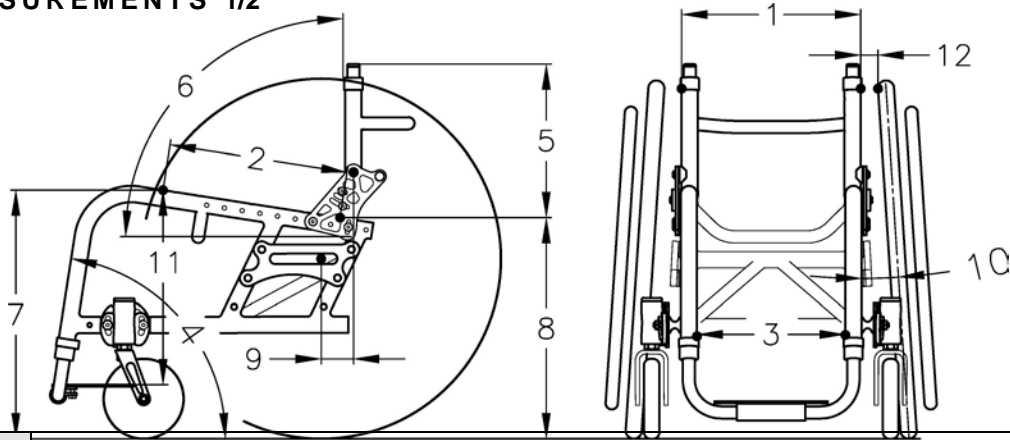
DEALER		COLOURS INFORMATION For Office Use Only	
Dealer:		Order Date:	S/N:
Account:	P.O.#:		
Ordered By:			
Customer Name:			
Customer Weight:			

CHAIR INFORMATION	PRICE
LITTLE DIPPER K0009	Base Wheel Chair Price K0009 \$ 2,568
Adjustable FSH-RSH	Total Section A \$
Max. Capacity 250Lbs	Total Section B \$
NOTE	Total Section C(Custom Parts Color) \$
Main Frame : ZK55 & ZK60 High Grade A7000 Series Aluminum	Total Section D \$
Main Frame : Lifetime Warranty(5 YEARS)	Total Section E \$
*See warranty policy	Total Section F \$
	Total Section G \$
	Total Section H \$
	ORDER GRAND TOTAL \$

A FRAME COLORS & PARTS COLORS

FRAME COLORS		
Powder-Co	<input type="checkbox"/> Gloss Black <input type="checkbox"/> Twilight Flake <input type="checkbox"/> Yellow <input type="checkbox"/> Magenta <input type="checkbox"/> Fire Engine Red <input type="checkbox"/> White <input type="checkbox"/> Neon Yellow <input type="checkbox"/> Candy Blue <input type="checkbox"/> Candy Purple <input type="checkbox"/> Candy Green <input type="checkbox"/> Candy Red <input type="checkbox"/> Candy Raspberry <input type="checkbox"/> Cobalt Blue <input type="checkbox"/> Brass Metallic <input type="checkbox"/> Matte Gray <input type="checkbox"/> Matte Purple <input type="checkbox"/> Matte Blue <input type="checkbox"/> Matte Green <input type="checkbox"/> Matte Black <input type="checkbox"/> Matte Red <input type="checkbox"/> Tiffany Blue <input type="checkbox"/> Neon Red <input type="checkbox"/> Neon Green <input type="checkbox"/> Orange Sparkle <input type="checkbox"/> Mellon Yellow <input type="checkbox"/> Gun Smoke Silver <input type="checkbox"/> Shocker Yellow <input type="checkbox"/> Sparkle Burgundy <input type="checkbox"/> Granny Sparkle Green <input type="checkbox"/> Sparkle Sky Blue <input type="checkbox"/> Reed Green <input type="checkbox"/> Blue Lilac	\$ STD
Special	<input type="checkbox"/> Polished <input type="checkbox"/> 24 karat Gold	\$ 920 \$ CFP
PARTS COLORS (Custom Parts Color Section, Please see Section C)		
STD Color	Black Color (*Suspension Springs-Silver Color Only)-	\$ STD
Custom Color Main Bolt on Parts One Color Package	Including: Backrest, Foot Plate, Footrest Rings, Backrest Brackets, Saddle Stops, Forks & Knurl Nuts, Caps, Front Suspension Springs, Caster Housings Axle Plate & Axle Base ★marked parts	<input type="checkbox"/> Powder-Coated (.....).. \$ 575 <input type="checkbox"/> Polished \$ 863 <input type="checkbox"/> 24 karat Gold \$ CFP

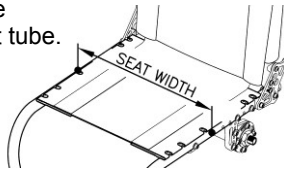
B FRAME MEASUREMENTS 1/2



1. SEAT WIDTH	<input type="checkbox"/> 10" <input type="checkbox"/> 11" <input type="checkbox"/> 12" <input type="checkbox"/> 13" <input type="checkbox"/> 14" <input type="checkbox"/> 15"	\$ STD								
2. SEAT DEPTH * Only Choose One Option	Depth Adj. Frame Only <input type="checkbox"/> Short Frame (11" Depth) Set at <input type="checkbox"/> 8" <input type="checkbox"/> 9" <input type="checkbox"/> 10" <input type="checkbox"/> 11" <input type="checkbox"/> STD Frame (14" Depth) Set at <input type="checkbox"/> 10" <input type="checkbox"/> 11" <input type="checkbox"/> 12" <input type="checkbox"/> 13" <input type="checkbox"/> 14"	\$ STD \$ STD								
<input type="checkbox"/> Aluminum Seat Pan E2231 <input type="checkbox"/> Positioning Frame Add (")		\$ 282 \$ 173								
3. FOOTREST WIDTH	<input type="checkbox"/> STD (Seat Width Minus 2", No Taper Frame) <input type="checkbox"/> Custom (") *Reverse Taper on Top Only *Measurement must be same or wider than your Seat Width.	\$ STD \$ 173								
<div style="display: flex; justify-content: space-around; align-items: center;"> <div style="text-align: center;"> STD *No Taper </div> <div style="text-align: center;"> Reverse Taper on Top </div> </div>										
FOOT PLATE STYLE	<input type="checkbox"/> Standard single loop with adjust. height & angle. STD Foot Plate K0040 <input type="checkbox"/> Single Flip-Back-single loop (no riser avail) with adjust. height & angle. STD Foot Plate K0040 STD Foot Plate Size Chart <table border="1" style="margin-left: 20px;"> <thead> <tr> <th>Your Footrest Width</th> <th>Foot Plate Size</th> </tr> </thead> <tbody> <tr> <td>8.0" - 10.5"</td> <td>W6.5"xD5"</td> </tr> <tr> <td>11.0" - 12.5"</td> <td>W8.5"xD6.5"</td> </tr> <tr> <td>13.0" - 17.0"</td> <td>W11"xD6.5"</td> </tr> </tbody> </table>	Your Footrest Width	Foot Plate Size	8.0" - 10.5"	W6.5"xD5"	11.0" - 12.5"	W8.5"xD6.5"	13.0" - 17.0"	W11"xD6.5"	\$ STD \$ 173
Your Footrest Width	Foot Plate Size									
8.0" - 10.5"	W6.5"xD5"									
11.0" - 12.5"	W8.5"xD6.5"									
13.0" - 17.0"	W11"xD6.5"									
CUSTOM FOOT PLATE	<input type="checkbox"/> Custom Foot Plate with adjust. height & angle K0040 *Available Solid Plate Only <input type="checkbox"/> Drill 2Sets Extra Holes in Footplate <input type="checkbox"/> Custom Tubular Footrest *Not Available High Mount Footrest.	\$ 100 \$ 288								
<div style="display: flex; justify-content: space-between; align-items: center;"> <div style="width: 60%;"> <input type="checkbox"/> 75° <input type="checkbox"/> 80° <input type="checkbox"/> 85° <input type="checkbox"/> 90° to the ground <input type="checkbox"/> Custom (°) to the ground </div> <div style="width: 35%; text-align: right;"> <input type="checkbox"/> With ABS Foot Plate (\$75 up charge) \$ STD \$ NCO </div> </div>										

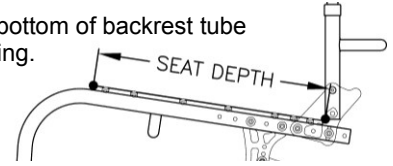
1. SEAT WIDTH

Measure from outside of seat tube to the outside of the opposite seat tube.



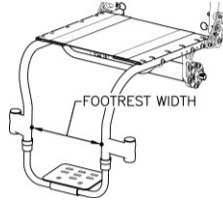
2. SEAT DEPTH

Measure from at the front bottom of backrest tube to the front edge of seat sling.



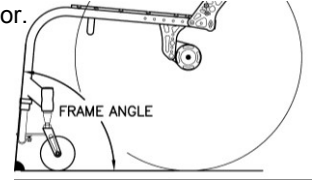
3. FOOTREST WIDTH

Measure from inside of front frame tube to inside of opposite front frame tube.



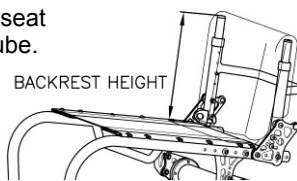
4. FRAME ANGLE

Measure angle frame front to floor.



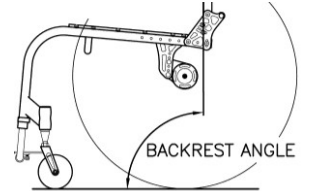
5. BACKREST HEIGHT

Measure from top of back post to seat sling at front bottom of backrest tube.



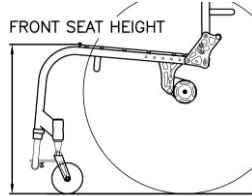
6. BACKREST ANGLE

Measure angle from front of back post to floor.



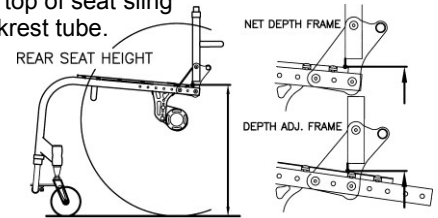
7. FRONT SEAT HEIGHT

Measure from floor to top of seat sling at front edge.



8. REAR SEAT HEIGHT

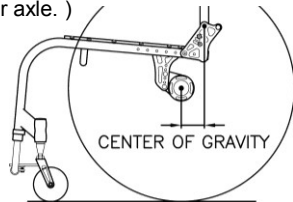
Measure from floor to top of seat sling at front bottom of backrest tube.



9. CENTER OF GRAVITY

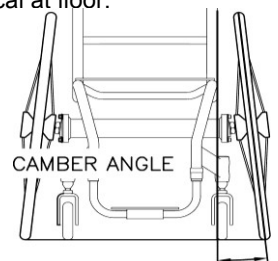
Measure from center of back tube at the folding pivot to the center of the rear axle.

(If welding backrest is selected, Measure from center of back tube at the seat tube to the center of the rear axle.)



10. CAMBER ANGLE

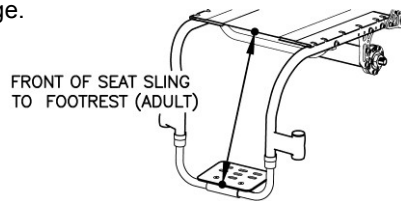
Measure angle from wheel to vertical at floor.



11. FRONT OF SEAT SLING TO FOOTREST

ADULT CHAIR

Measure from top of seat sling at front edge to top of foot plate at front edge.



PEDIATRIC CHAIR

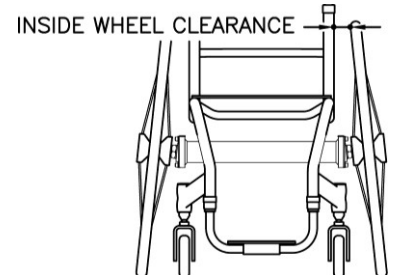
Measure vertical from top of seat sling at front edge to top of foot plate.



12. INSIDE WHEEL CLEARANCE

Measure from outside of seat back tube to inside of rear tire.

(If side guards are selected, measure from outside of side guards to inside of rear tire.)



C SPECIAL PARTS COLORS (Please allow an additional 1-2 weeks delivery)

PARTS COLORS						
Powder-Coated	Gloss Black	Twilight Flake	Yellow	Magenta	Fire Engine Red	White
Neon Yellow	Candy Blue	Candy Purple	Candy Green	Candy Red	Candy Raspberry	Cobalt Blue
Brass Metallic	Matte Gray	Matte Purple	Matte Blue	Matte Green	Matte Black	Matte Red
Sparkle Burgundy	Neon Red	Neon Green	Orange Sparkle	Mellon Yellow	Gun Smoke Silver	Shocker Yellow
Tiffany Blue	Granny Sparkle Green	Sparkle Sky Blue	Reed Green	Blue Lilac	Blue Lilac	
Special Colors	Polished Aluminum 24 karat Gold Plated					

Please Choose the Color for each Part

*Parts not selected will be black color. (Suspension Spring: Silver Color)

*Minimum 3 parts selected per order.

*PC=Powder-Coated

Saddle Stops

PC () \$46

Polished..... \$132

Gold Plated..... \$CFP

Backrest

PC () \$144

Polished..... \$259

Gold Plated..... CFP

Backrest Brackets

PC () \$104

Polished..... \$132

Gold Plated..... \$CFP

Axle Plates

PC () \$75

Polished..... \$98

Gold Plated..... \$CFP

Caps

PC () \$23

Polished..... N/A

Gold Plated..... N/A

Caster Housing

PC () 173

Polished..... \$322

Gold Plated..... N/A

Front Springs

PC () \$23

Polished..... N/A

Gold Plated..... N/A

Forks & Knurl Nuts

PC () \$75

Polished..... \$104

Gold Plated..... \$CFP

Footrest Rings

PC () \$23

Polished..... \$46

Gold Plated..... \$CFP

Foot Plate Clamps

PC () \$58

Polished..... \$86

Gold Plated..... \$CFP

Footrest Tubes

PC..... N/A

Polished..... \$98

Gold Plated..... \$CFP

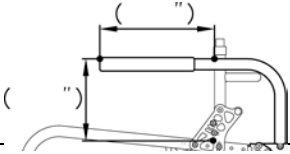
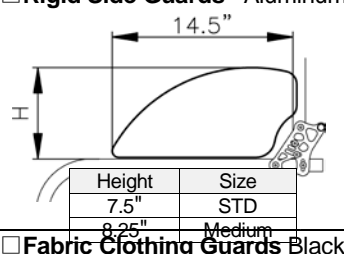
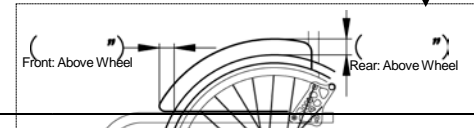
Foot Plate

PC () \$52

Polished..... \$104


Gold Plated..... \$CFP

D COMPONENTS

WHEEL LOCKS			
<input type="checkbox"/> New Solutions Push to Lock	<input type="checkbox"/> w/ 2" Extension Handle (\$80up charge)		\$ STD
<input type="checkbox"/> Gallop Push to Lock / Anodized			\$ STD
<input type="checkbox"/> Question Mark Style Scissor			\$ 70
<input type="checkbox"/> NEW Compact Scissor Lock / Anodized Black Only			\$ 127
<input type="checkbox"/> Gallop Scissor Lock / Anodized			\$ 127
PUSH HANDLES		*If you are ordering push handles, You must select the backrest locking mechanism.	
<input type="checkbox"/> Integrated w/Fixed Backrest Height / Anodized Black Only			\$ STD
<input type="checkbox"/> Bolt-on / Anodized Black Only	Specify Height from floor -()"		\$ 163
<input type="checkbox"/> Bolt-on w/Quick Release / Anodized Black Only	Specify Height from floor -()"		\$ 219
<input type="checkbox"/> NEW Height Adj. / Anodized Black Only	Specify Maximum height from floor -()"		\$ 339
NEW ARM RESTS		Anodized Black Only	
<input type="checkbox"/> Fixed Tubular Armrest	Adj. Angle and Height	Height from seat sling Set at : <input type="checkbox"/> 8" <input type="checkbox"/> 9" <input type="checkbox"/> 10" <input type="checkbox"/> 11" <input type="checkbox"/> 12" E0973	\$ 288
<input type="checkbox"/> Swing Away Tubular Armrest	Adj. Angle and Height	Height from seat sling Set at : <input type="checkbox"/> 8" <input type="checkbox"/> 9" <input type="checkbox"/> 10" <input type="checkbox"/> 11" <input type="checkbox"/> 12" E0973	\$ 288
<input type="checkbox"/> Flip-Up Armrest	<input type="checkbox"/> w/Fixed Tubular Armrest	Height from seat sling Set at : <input type="checkbox"/> 8" <input type="checkbox"/> 9" <input type="checkbox"/> 10" <input type="checkbox"/> 11" <input type="checkbox"/> 12" E0973	\$ 288
	Adj. Angle <input type="checkbox"/> w/ Swing Away Tubular Armrest	Height from seat sling Set at : <input type="checkbox"/> 8" <input type="checkbox"/> 9" <input type="checkbox"/> 10" <input type="checkbox"/> 11" <input type="checkbox"/> 12" E0973	\$ 288
	<input type="checkbox"/> Custom Length & Height (\$150 up charge) *Specify Height & Length →		
			
ANTI-TIPPERS			
<input type="checkbox"/> Removable Anti-tipper(pair) Anodized Black Only		E0971	\$ 253
<input type="checkbox"/> Press Release Removable Anti-tipper(pair)		E0971	\$ 288
SIDE GUARDS			
<input type="checkbox"/> Rigid Side Guards - Black ABS	<input type="checkbox"/> Non-Removable <input type="checkbox"/> Removable <input type="checkbox"/> Removable w/Hole (\$12 up charge)		\$ 163
Color: Black Only	Size: <input type="checkbox"/> STD <input type="checkbox"/> Medium <input type="checkbox"/> Cut to Wheel (\$98 up charge)	Measurement	
<input type="checkbox"/> Rigid Side Guards - Aluminum	<input type="checkbox"/> Non-Removable <input type="checkbox"/> Removable		\$ 227
	Size: <input type="checkbox"/> Medium Only <input type="checkbox"/> Cut to Wheel (\$98 up charge)	Measurement	
	Color <input type="checkbox"/> Black (STD) <input type="checkbox"/> Pol. Aluminum (STD)		
	<input type="checkbox"/> Powder Coated () (\$120 up charge)		
	<input type="checkbox"/> Gold Plate (+CFP)		
			
<input type="checkbox"/> Fabric Clothing Guards Black Nylon w/Velcro			\$ 94
SEAT CUSHION		-*Please see section for other cushion choices.-	
<input type="checkbox"/> Foam Cushion	w/Nylon Black Cover Thickness <input type="checkbox"/> 1" <input type="checkbox"/> 2" <input type="checkbox"/> 3" <input type="checkbox"/> 4"		\$ CFP
<input type="checkbox"/> Custom Cushion Cover	(Std. Foam Cushion Only) -Select Fabric () (\$90 up charge)		
ACCESSORIES			
<input type="checkbox"/> Frame Protectors / Black Leather/Zipper Type			\$ 94
<input type="checkbox"/> Gel Ovation Protector Wraps Gel Silicone			\$ 115
<input type="checkbox"/> E0978 Seat Belt w/Auto Buckle (BP) 1.5" Black Belt Only		E0978	\$ 98
<input type="checkbox"/> Tie Down Brackets 4pcs.			\$ 242
<input type="checkbox"/> Calf Strap <input type="checkbox"/> Black <input type="checkbox"/> Matching Fabric (\$55 up charge) -Select Fabric ()			\$ 29
<input type="checkbox"/> Bodypoint Padded Calf Strap <input type="checkbox"/> (14"-16" footrest width) <input type="checkbox"/> (16"-20" footrest width) <input type="checkbox"/> (20"-24" footrest)	\$77 \$83 \$89		
<input type="checkbox"/> Hanging Zipper Pouch <input type="checkbox"/> Black <input type="checkbox"/> Matching Fabric (\$60) or <input type="checkbox"/> Leather (\$75) Custom Size Width: Length:			\$ 75
<input type="checkbox"/> Matching Fabric on Padded Side Guards -Select Fabric ()			\$ 242
UPHOLSTERY CHOICE & COLOR		*Positioning Back Available. Please see Section E	
<input type="checkbox"/> Standard Adjustable Height Backrest	(Black)		\$ STD
<input type="checkbox"/> Adjustable Tension Backrest	Black Only (*Not available with 8" Backrest Height)		\$ 150
Options	<input type="checkbox"/> Fun Fabric: For Std. or Adj. Style (Choose From Choices on Page 7 and write below) (\$ 80 up charge)		
	<input type="checkbox"/> Backrest Leather Trim (outside panels) (\$ up charge)		\$ CFP

FABRIC CHOICE SHEET

1. Camouflage Girls



2. Purple Zebra



3. Silver Grey Snake



5. Laughing Skulls




6. Purple Snake



7. Sweetheart Pinup Girls



9. Blue Flames



10. Arctic Camo




11. Furry Friends



12. Supercars



13. Urban Camo



14. Superbikes



15. Sizzle Flames



16. Hot Rod Flames



17. Skulls w/ Attitude



18. Sweet Pink




19. Heart and Soul



20. Home Run



21. Fuzzy Giraffe



22. Cheetah



23. Paperweight Cobalt



24. Zig Zag Dots




25. Smokey Tribal Flames




26. Rose and Rebellion




27. Tattoo Adventure(Cream




28. Red Tribal Flames




29. Tattoo Adventure(Black)



30. Butterfly Bandana



31. Tatsu Dragon





E TIRES, CASTERS, & FORKS

TIRES						
<input type="checkbox"/> Low Pressure Tire Only		<input type="checkbox"/> 20"x1-3/8" or <input type="checkbox"/> 22"x1-3/8" Gray		E2211/E2212	\$ STD
<input type="checkbox"/> Primo High Pressure Tire		<input type="checkbox"/> 20 x 1(451)		E2211/E2212	\$ NCO
<input type="checkbox"/> 22"x1"(501)		Gray Tire with black wall Only				
<input type="checkbox"/> Solid Tire		<input type="checkbox"/> 20"x1" (451) <input type="checkbox"/> Dark Gray <input type="checkbox"/> 22 x 1 <input type="checkbox"/> Black Only(\$30)		E2218	\$ 155
<input type="checkbox"/> E2213 Flat-Free Inserts		For 20"x1-3/8" or 22"x1-3/8" Tires Only			E2211/E2213 \$ 135
<input type="checkbox"/> Schwalbe Marathon Plus High Pressure Tire		<input type="checkbox"/> 22 x 1			\$ 148
CASTERS						
SIZE	TIRE WIDTH	HUB COLOR	TIRE COLOR	DESCRIPTION		
<input type="checkbox"/> 3"	1"	Black Hub	Black Tire Only	Polyurethane \$ STD		
<input type="checkbox"/> 3"	1"	Plastic Black Hub	Clear Tire Only	Lighted, Polyurethane \$ 75		
<input type="checkbox"/> 3"	1"	Red Hub	Red Tire Only	Polyurethane \$ STD		
<input type="checkbox"/> 3"	1"	Black Hub	Clear Tire Only	Polyurethane \$ STD		
<input type="checkbox"/> 3"	1"	Aluminum Silver Hub	Black Tire Only	Made By Frog Legs \$ 190		
<input type="checkbox"/> 3"	1"	Aluminum Black Hub	Black Tire Only	Made By Frog Legs \$ 190		
<input type="checkbox"/> 3"	1.5"	Aluminum Silver Hub	Black Tire Only	Soft Roll Made By Frog Legs \$ 190		
<input type="checkbox"/> 3"	1.5"	Aluminum Black Hub	Black Tire Only	Soft Roll Made By Frog Legs \$ 190		
<input type="checkbox"/> 4"	1 1/8"	Plastic Black Hub	Black Tire Only	Polyurethane E2222 \$ STD		
<input type="checkbox"/> 4"	1"	Plastic Black Hub	Clear Only	Lighted, Polyurethane \$ 75		
<input type="checkbox"/> 4"	1"	Aluminum Silver Hub	Black Tire Only	Made By Frog Legs \$ 190		
<input type="checkbox"/> 4"	1"	Aluminum Black Hub	Black Tire Only	Made By Frog Legs \$ 190		
<input type="checkbox"/> 4"	1.5"	Aluminum Silver Hub	Tire <input type="checkbox"/> Black <input type="checkbox"/> Blue <input type="checkbox"/> Red	Soft Roll Made By Frog Legs \$ 190		
<input type="checkbox"/> 4"	1.5"	Aluminum Black Hub	Black Tire Only	Soft Roll Made By Frog Legs \$ 190		
<input type="checkbox"/> 5"	1"	Composite Black Hub	Black Tire Only	\$ STD		
<input type="checkbox"/> 5"	1"	Plastic Black Hub	Clear Tire Only	Lighted, Polyurethane \$ 75		
<input type="checkbox"/> 5"	1"	Aluminum Silver Hub	Black Tire Only	Made By Frog Legs \$ 190		
<input type="checkbox"/> 5"	1"	Aluminum Black Hub	Black Tire Only	Made By Frog Legs \$ 190		
<input type="checkbox"/> 5"	1.5"	Aluminum Silver Hub	Tire <input type="checkbox"/> Black <input type="checkbox"/> Blue <input type="checkbox"/> Red	Soft Roll Made By Frog Legs \$ 190		
<input type="checkbox"/> 5"	1.5"	Aluminum Black Hub	Black Tire Only	Soft Roll Made By Frog Legs \$ 190		
<input type="checkbox"/> "	<input type="checkbox"/> 1"OR <input type="checkbox"/> 1.5"	Hub Color:	Tread Color:	Soft Roll Made By Frog Legs \$ CFP		
FORKS						
<input type="checkbox"/> Frog Leg Shields(4 pcs) Only for FrogLeg Forks						\$ 28
<input type="checkbox"/> STD Aluminum Forks Black Only					\$ STD
Extra Options for Aluminum Forks		<input type="checkbox"/> With Suspension		E1015	\$ 63	
		<input type="checkbox"/> With Quick Release Axles		K0073	\$ 123	
<input type="checkbox"/> Frog Leg Suspension Forks Std 1" Wide (For 3", 4" x 1" width Caster and 5" lighted)		(Not available with Quick Release Axles				
User's	Color <input type="checkbox"/> Anodized Black <input type="checkbox"/> Anodized Silver Or STD 4" x 1 1/8" Casters)		E1015	\$ 552	
<input type="checkbox"/> Frog Leg Suspension Forks 1.5" Wide (For 3", 4" x 1.5" width Caster and 5" Caster)		(Not available with Quick Release Axles)				
User's	Color <input type="checkbox"/> Anodized Black <input type="checkbox"/> Anodized Silver		E1015	\$ 552	

Valid from 2022 Prices & Specifications Are Subject To Change Without Notice.

F WHEELS

WHEELS															
Wire Wheels	<input type="checkbox"/> 20" (451) <input type="checkbox"/> 22" (501)		\$ STD												
Spinergy Spox 18 Spokes 	<input type="checkbox"/> 22" (501) <input type="checkbox"/> 22" (501) Spoke Color <input type="checkbox"/> Black <input type="checkbox"/> Red <input type="checkbox"/> Yellow <input type="checkbox"/> Blue <input type="checkbox"/> White <small>With Silver Hub With Black Hub With Black Hub With Black Hub With Black Hub</small>		\$ 907												
	<input type="checkbox"/> Custom Color Spoke Pattern <table border="1" style="display: inline-table; margin-left: 10px;"> <tr> <td></td> <td>Left Wheel</td> <td>Right Wheel</td> </tr> <tr> <td>Spokes</td> <td>Inside</td> <td></td> </tr> <tr> <td>Color</td> <td>Outside</td> <td></td> </tr> <tr> <td>Hub Color</td> <td><input type="checkbox"/> Black/<input type="checkbox"/> Silver</td> <td><input type="checkbox"/> Black/<input type="checkbox"/> Silver</td> </tr> </table>		Left Wheel	Right Wheel	Spokes	Inside		Color	Outside		Hub Color	<input type="checkbox"/> Black/ <input type="checkbox"/> Silver	<input type="checkbox"/> Black/ <input type="checkbox"/> Silver		\$ 1,007
		Left Wheel	Right Wheel												
Spokes	Inside														
Color	Outside														
Hub Color	<input type="checkbox"/> Black/ <input type="checkbox"/> Silver	<input type="checkbox"/> Black/ <input type="checkbox"/> Silver													
Spinergy LX 12 Spokes 	<input type="checkbox"/> 22" (501) Spoke Color <input type="checkbox"/> Black <input type="checkbox"/> Red <input type="checkbox"/> Yellow <input type="checkbox"/> Blue <small>With Silver Hub With Black Hub With Black Hub With Black Hub</small> <input type="checkbox"/> White <input type="checkbox"/> Neon Green <input type="checkbox"/> Pink <input type="checkbox"/> Orange <small>With Black Hub With Black Hub With Black Hub With Black Hub</small> <input type="checkbox"/> Purple With Black Hub		\$ 1,138												
	<input type="checkbox"/> Custom Color Spoke Pattern <table border="1" style="display: inline-table; margin-left: 10px;"> <tr> <td></td> <td>Left Wheel</td> <td>Right Wheel</td> </tr> <tr> <td>Spokes</td> <td>Inside</td> <td></td> </tr> <tr> <td>Color</td> <td>Outside</td> <td></td> </tr> <tr> <td>Hub Color</td> <td><input type="checkbox"/> Black/<input type="checkbox"/> Silver</td> <td><input type="checkbox"/> Black/<input type="checkbox"/> Silver</td> </tr> </table>		Left Wheel	Right Wheel	Spokes	Inside		Color	Outside		Hub Color	<input type="checkbox"/> Black/ <input type="checkbox"/> Silver	<input type="checkbox"/> Black/ <input type="checkbox"/> Silver		\$ 1,238
		Left Wheel	Right Wheel												
Spokes	Inside														
Color	Outside														
Hub Color	<input type="checkbox"/> Black/ <input type="checkbox"/> Silver	<input type="checkbox"/> Black/ <input type="checkbox"/> Silver													
HANDRIMS															
Type	<input type="checkbox"/> Standard For 20" & 22" Wheel Anodized Silver		\$ STD												
	<input type="checkbox"/> Vinyl Coated For 20" & 22" Wheel		\$ 180												
	<input type="checkbox"/> Spinergy Silver Brushed Anodized For 24", 25" & 26" Wheels		\$ 160												
	<input type="checkbox"/> Natural Fit For 22" Wheel Only														
	<input type="checkbox"/> Standard Grip (Not available with short tabs.)		\$ 495												
	<input type="checkbox"/> Super Grip (Not available with short tabs.)		\$ 561												
	<input type="checkbox"/> Without Thumb Grip		\$ 294												
	<input type="checkbox"/> Natural Fit (LT) For 22" Wheel Only														
	<input type="checkbox"/> Standard Grip (Not available with short tabs.)		\$ 547												
	<input type="checkbox"/> Super Grip (Not available with short tabs.)		\$ 614												
<input type="checkbox"/> Without Thumb Grip		\$ 347													
<input type="checkbox"/> The Surge Handrims		\$ 481													
<input type="checkbox"/> The Surge Handrims (LT)		\$ 524													
<input type="checkbox"/> The Q-Grip Handrims : anti-slip, latex-free, neoprene coating. 22" Only		\$ 472													
<input type="checkbox"/> OMIT HANDRIMS		\$ NCO													
TAB LENGTH	<input type="checkbox"/> Long Tabs (STD inside clearance 3/4") *		\$ STD												
	<input type="checkbox"/> Short Tabs (Inside clearance 1/2")* Not available with Natural Fit Handrim with thumb grip		\$ STD												
	<input type="checkbox"/> Short Tab (Set closest to wheel cut off excess)		\$ 30												

G CHAIR OPTIONS 1/3

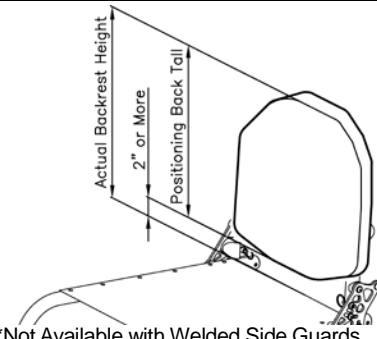
SEAT CUSHION				
SUPRACOR® WHEELCHAIR CUSHIONS				
Stimulite® Contoured Cushion	<input type="checkbox"/> W14"xD16" (CD1416)	E2603	\$	615
*Black Upholstery only	<input type="checkbox"/> W16"xD16" (CD1616)	E2603	\$	615
*Comes with Zipper Pouch	<input type="checkbox"/> Extra Sensitive (\$35 up charge)			
<input type="checkbox"/> Extra Cover (\$104 up charge)	<input type="checkbox"/> Sling Style Bottom (\$452up)			
	<input type="checkbox"/> Custom Size (\$ CFP)			
	W(") x D(")			
Stimulite® Slimline Cushion	<input type="checkbox"/> W14"xD16" (SM1416)	E2603	\$	388
*Black Upholstery only	<input type="checkbox"/> W16"xD16" (SM1616)	E2603	\$	388
<input type="checkbox"/> Extra Cover (\$75 up charge)	<input type="checkbox"/> Extra Sensitive (\$35 up charge)			
<input type="checkbox"/> Custom Size (\$ CFP)	<input type="checkbox"/> Sling Style Bottom (\$52 up charge)			
Stimulite® Corbee Pediatric Cushion	<input type="checkbox"/> W10"xD10" (PD1010)	E2603	\$	258
*Black Upholstery only	<input type="checkbox"/> W12"xD12" (PD1212)	E2603	\$	258
<input type="checkbox"/> Extra Cover (\$75 up charge)	<input type="checkbox"/> W14"xD14" (PD1414)	E2603	\$	258
	<input type="checkbox"/> Extra Sensitive (\$35 up charge)			
	<input type="checkbox"/> Sling Style Bottom (\$52 up charge)			
	<input type="checkbox"/> Custom Size W(") x D(") (\$CFP)			
ROHO WHEELCHAIR CUSHIONS				
<input type="checkbox"/> 4" HIGH PROFILE® QUADTRO SELECT® CUSHION	*Black Upholstery	<input type="checkbox"/> Extra Cover (+\$57)	E2622-2623	\$ 582
Choose Size	<input type="checkbox"/> W12"xD12" <input type="checkbox"/> W12"xD13" <input type="checkbox"/> W13"xD13" <input type="checkbox"/> W13"xD15" <input type="checkbox"/> W13"xD16" <input type="checkbox"/> W15"xD13" <input type="checkbox"/> W15"xD15"			
	<input type="checkbox"/> W15"xD16" <input type="checkbox"/> W15"xD18" <input type="checkbox"/> W16"xD15"			
	<input type="checkbox"/> Custom Size W(") x D(") (\$CFP)			
<input type="checkbox"/> 3" MID PROFILE® QUADTRO SELECT® CUSHION	*Black Upholstery only	<input type="checkbox"/> Extra Cover (+\$57)	E2622-2623	\$ 582
Choose Size	<input type="checkbox"/> W12"xD12" <input type="checkbox"/> W12"xD13" <input type="checkbox"/> W13"xD13" <input type="checkbox"/> W13"xD15" <input type="checkbox"/> W13"xD16" <input type="checkbox"/> W15"xD13"			
	<input type="checkbox"/> W15"xD15" <input type="checkbox"/> W15"xD16" <input type="checkbox"/> W15"xD18" <input type="checkbox"/> W16"xD15" <input type="checkbox"/> W16"xD16"			
	<input type="checkbox"/> Custom Size W(") x D(") (\$CFP)			
<input type="checkbox"/> 2" LOW PROFILE® QUADTRO SELECT® CUSHION	*Black Upholstery only	<input type="checkbox"/> Extra Cover (+\$57)	E2622-2623	\$ 582
Choose Size	<input type="checkbox"/> W12"xD12" <input type="checkbox"/> W12"xD13" <input type="checkbox"/> W13"xD13" <input type="checkbox"/> W13"xD15" <input type="checkbox"/> W13"xD16" <input type="checkbox"/> W15"xD13" <input type="checkbox"/> W15"xD15"			
	<input type="checkbox"/> W15"xD16" <input type="checkbox"/> W15"xD18" <input type="checkbox"/> W16"xD15" <input type="checkbox"/> W16"xD16"			
	<input type="checkbox"/> Custom Size W(") x D(") (\$CFP)			
STAR CUSHIONS				
Galaxy Cushion *Black Upholstery only		Choose Zoning Options	E2624	\$ CFP
<input type="checkbox"/> W14"xD14" (GXY 1414-2)	<input type="checkbox"/> W14"xD16" (GXY 1416-2)	<input type="checkbox"/> Standard - Dual Valve		
<input type="checkbox"/> W16"xD14" (GXY 1614-2)	<input type="checkbox"/> W16"xD16" (GXY 1616-2)	<input type="checkbox"/> Dual Valve - Front to Back		
		<input type="checkbox"/> Four Valve		
		<input type="checkbox"/> Simple - Single Valve		
		<input type="checkbox"/> Four Valve - Enhanced		
		<input type="checkbox"/> Four Valve - Front to Back		
THE CURVE CUSHION	<input type="checkbox"/> W10"xD10" <input type="checkbox"/> W10"xD11" <input type="checkbox"/> W10"xD11" <input type="checkbox"/> W10"xD12" <input type="checkbox"/> W11"xD12" <input type="checkbox"/> W12"xD12"		\$	127
*Black Upholstery only	<input type="checkbox"/> W12"xD13" <input type="checkbox"/> W12"xD14" <input type="checkbox"/> W13"xD11" <input type="checkbox"/> W13"xD12" <input type="checkbox"/> W13"xD13" <input type="checkbox"/> W13"xD14"			
<input type="checkbox"/> Extra Cover (+\$40)	<input type="checkbox"/> W14"xD14" <input type="checkbox"/> W14"xD15" <input type="checkbox"/> W14"xD16" <input type="checkbox"/> W15"xD14" <input type="checkbox"/> W15"xD15" <input type="checkbox"/> W15"xD16"			
	<input type="checkbox"/> W16"xD14" <input type="checkbox"/> W16"xD15" <input type="checkbox"/> W16"xD16"			

Valid from 2022 Prices & Specifications Are Subject To Change Without Notice.

G CHAIR OPTIONS 2/3

SEAT CUSHION			
Exgel Kaji Cushion			
For Comfortable Sitting To Prevent Pressure Sores			
<input type="checkbox"/> Owl Regular(1.6" Thick) Incontinence Cover Only	<input type="checkbox"/> W14"xD16"	E2603 \$ 362
	<input type="checkbox"/> W15"xD16"	E2603 \$ 362
	<input type="checkbox"/> W16"xD16"	E2603 \$ 362
	<input type="checkbox"/> W18"xD16" * No Custom Sizes	E2603 \$ 408
<input type="checkbox"/> Owl High(3.1" Thick) Incontinence Cover Only	<input type="checkbox"/> W14"xD16"	E2603 \$ 437
	<input type="checkbox"/> W15"xD16"	E2603 \$ 437
	<input type="checkbox"/> W16"xD16"	E2603 \$ 437
	<input type="checkbox"/> W18"xD16"	E2603 \$ 495
	<input type="checkbox"/> W18"xD18" * No Custom Sizes	E2603 \$ 495
<input type="checkbox"/> Owl Contour(4.3" Thick) Incontinence Cover Only	<input type="checkbox"/> W14"xD16"	E2603 \$ 454
	<input type="checkbox"/> W15"xD16"	E2603 \$ 454
	<input type="checkbox"/> W16"xD16"	E2603 \$ 454
	<input type="checkbox"/> W18"xD16"	E2603 \$ 495
* No Custom Sizes			
<input type="checkbox"/> Owl Deep Contour(4.3" Thick)		<input type="checkbox"/> W14"xD16" \$ 458	* No Custom Sizes- Incontinence Cover Only
<input type="checkbox"/> W14"xD16" \$518		<input type="checkbox"/> W15"xD16" \$518	<input type="checkbox"/> W16"xD16" \$518
<input type="checkbox"/> W18"xD16" \$558			
<input type="checkbox"/> Standard Regular(1.4" Thick)		Easy to Use Flat Style (superior pressure redistribution)	For Pressure Relief E2622-2623
<input type="checkbox"/> W12" x D12" \$368	<input type="checkbox"/> W13" x D13" \$368	<input type="checkbox"/> W14" x D14" \$368	<input type="checkbox"/> W14" x D16" \$368
<input type="checkbox"/> W16" x D17" \$368	<input type="checkbox"/> W17" x D16" \$368	<input type="checkbox"/> W17" x D17" \$368	<input type="checkbox"/> W18" x D16" \$391
<input type="checkbox"/> W18" x D19" \$440	<input type="checkbox"/> W18" x D20" \$440	<input type="checkbox"/> W19" x D19" \$440	<input type="checkbox"/> W18" x D18" \$391
* No Custom Sizes- Incontinence Cover Only			
<input type="checkbox"/> Standard High(2.6" Thick)		Incontinence Cover Only	E2622
*Black Upholstery only			
<input type="checkbox"/> W12" x D12" \$383	<input type="checkbox"/> W13" x D13" \$ 383	<input type="checkbox"/> W14" x D14" \$383	<input type="checkbox"/> W14" x D16" \$ 383
<input type="checkbox"/> W16" x D17" \$383	<input type="checkbox"/> W17" x D16" \$383	<input type="checkbox"/> W17" x D17" \$383	<input type="checkbox"/> W18" x D16" \$460
<input type="checkbox"/> W18" x D19" \$512	<input type="checkbox"/> W18" x D20" \$512	<input type="checkbox"/> W19" x D19" \$512	<input type="checkbox"/> W18" x D18" \$460
<input type="checkbox"/> W18" x D19" \$512	<input type="checkbox"/> W18" x D20" \$512	<input type="checkbox"/> W19" x D19" \$512	<input type="checkbox"/> W18" x D19" \$512
<input type="checkbox"/> Standard Anti-Thrust(2.6" Thick)	<input type="checkbox"/> W16 x D16 \$460	<input type="checkbox"/> W18 x D16 \$500	Prevents Unwanted Forward Movement of lower back and hip bone
<input type="checkbox"/> Thick * No Custom Sizes Incontinence Cover Only	<input type="checkbox"/> W18 x D18 \$500		
<input type="checkbox"/> Lite Regular(2.2" Thick)	<input type="checkbox"/> W16" x D16" \$374	<input type="checkbox"/> W18" x D16" \$397	<input type="checkbox"/> W18" x D18" \$397 * No Custom Sizes- Incontinence Cover Only
<input type="checkbox"/> Lite High(3.0" Thick)	<input type="checkbox"/> W16" x D16" \$408	<input type="checkbox"/> W18" x D16" \$431	<input type="checkbox"/> W18" x D18" \$431 * No Custom Sizes- Incontinence Cover Only

CHAIR OPTIONS 3/3

POSITIONING BACK			
<p>*Note : Actual height of the backrest will increase 2" or more.</p> 			
<p>ADI CARBON BACKREST (Support Contour-ACTIVE 2.5") *Not Available with Welded Side Guards</p> <p>Mounting Hardware: <input type="checkbox"/> 2 Point Pro <input type="checkbox"/> Quick Release</p>			
Height	<input type="checkbox"/> LOW (10" Tall) *Backrest Height requires 12" or more *Available 13"-19" width Width (") E2613	\$ 745	
	<input type="checkbox"/> Medium (13" Tall) *Backrest Height requires 15" or more *Available 13"-19" width Width (") E2613	\$ 815	
<input type="checkbox"/> Add Privacy Flap (\$60 up charge)	<input type="checkbox"/> Standard (16" Tall) *Backrest Height requires 18" or more *Available 13"-19" width Width (") E2613	\$ 880	
	<input type="checkbox"/> Custom Size (" Tall) x (" width) E2613	\$ CFP	
<p>ADI ALUMINUM BACKREST (Support Contour-ACTIVE 2.5") *Not Available with Welded Side Guards</p> <p>Mounting Hardware: <input type="checkbox"/> 2 Point Pro <input type="checkbox"/> Quick Release</p>			
Height	<input type="checkbox"/> LOW (10" Tall) *Backrest Height requires 12" or more *Available 10"-20" width Width (") E2613	\$ 610	
	<input type="checkbox"/> Medium (13" Tall) *Backrest Height requires 15" or more *Available 12"-20" width Width (") E2613	\$ 625	
	<input type="checkbox"/> Standard (16" Tall) *Backrest Height requires 18" or more *Available 14"-20" width Width (") E2613	\$ 640	
	<input type="checkbox"/> Tall (18" Tall) *Backrest Height requires 20" or more *Available 16"-20" width Width (") E2613	\$ 655	
<input type="checkbox"/> Add Privacy Flap (\$60 up charge)	<input type="checkbox"/> X-Tall (20" Tall) *Backrest Height requires 22" or more *Available 16"-20" width Width (") E2613	\$ 670	
	<input type="checkbox"/> Custom Size (" Tall) x (" width) E2613	\$ CFP	
<p>ADI ALUMINUM BACKREST (Support Contour-DEEP 4") *Not Available with Welded Side Guards *Not Available with Lateral Supports</p> <p>Mounting Hardware: <input type="checkbox"/> 2 Point Pro <input type="checkbox"/> Quick Release</p>			
Height	<input type="checkbox"/> LOW (10" Tall) *Backrest Height requires 12" or more *Available 10"-20" width Width (") E2615	\$ 710	
	<input type="checkbox"/> Medium (13" Tall) *Backrest Height requires 15" or more *Available 12"-20" width Width (") E2615	\$ 725	
	<input type="checkbox"/> Standard (16" Tall) *Backrest Height requires 18" or more *Available 14"-20" width Width (") E2615	\$ 740	
	<input type="checkbox"/> Tall (18" Tall) *Backrest Height requires 20" or more *Available 16"-20" width Width (") E2615	\$ 755	
<input type="checkbox"/> Add Privacy Flap (\$60 up charge)	<input type="checkbox"/> X-Tall (20" Tall) *Backrest Height requires 22" or more *Available 16"-20" width Width (") E2615	\$ 770	
	<input type="checkbox"/> Custom Size (" Tall) x (" width) E2615	\$ CFP	
<p>ADI LATERAL SUPPORTS (Lateral Supports are compatible with only active 2.5" ADI positioning back.)</p>			
<input type="checkbox"/> Stationary Pad	Pad Size <input type="checkbox"/> Small (3" H x 3" D) <input type="checkbox"/> Medium(3" H x 4" D) <input type="checkbox"/> Large(4.5" H x 4.5" D) <input type="checkbox"/> Large(4" H x 6" D)		
	<input type="checkbox"/> Pair	\$ 320	
	<input type="checkbox"/> Left side only or <input type="checkbox"/> Right side only	\$ 160	
<input type="checkbox"/> Swing-Out	Pad Size <input type="checkbox"/> Small (3" H x 3" D) <input type="checkbox"/> Medium(3" H x 4" D) <input type="checkbox"/> Large(4.5" H x 4.5" D) <input type="checkbox"/> Large(4" H x 6" D)		
	<input type="checkbox"/> Pair	\$ 520	
	<input type="checkbox"/> Left side only or <input type="checkbox"/> Right side only	\$ 260	
OTHER			
<input type="checkbox"/> ADI Transfer Board	<input type="checkbox"/> 21" (ADV21) <input type="checkbox"/> 24" (ADV24) <input type="checkbox"/> 29" (ADV29)	\$ 62	
<input type="checkbox"/> ADI Push and Transfer Gloves	Leather (one size fits)	\$ 60	
<input type="checkbox"/> ADI Carbon Solid Seat	(Wide: 18" Max, Depth: 20") ✘ ONLY AVAILABLE WITH COLOURS NON-REMOVABLE SIDE GUARDS	\$ 625	
VARILITE® Seating Systems Available			CFP
Please visit for all options. www.varilite.com			
NOTE			