


**600062 RECLINER CHAIR  
USER MANUAL**



**600062**

RECLINER CHAIR CHAIR



Introduction .....	2
PRODUCT DESCRIPTION .....	2
SAFETY AND WARNING .....	2
<b>1.1. Safety and Warning Instructions</b> .....	2
SYMBOLS AND LABELS ON THE PRODUCT .....	3
<b>WARNING</b> .....	3
CONTROL ELEMENTS AND FUNCTIONS .....	5
<b>1.2 Back and foot platform angle movement</b> .....	5
APPLIED STANDARDS AND REGULATIONS .....	5
<b>2. Adjustable serum holder</b> .....	6
<b>2.1 adjustable side armrests</b> .....	6
<b>3. Dialysis Chair Safe Working load percentiles</b> .....	6
<b>4. Dialysis chair installation</b> .....	7
<b>4.1 Installation</b> .....	7
5. MOBILIZATION .....	7
<b>5.1. First Movement</b> .....	7
6. Technical Specifications .....	8
7. MAINTENANCE, REPAIR AND CLEANING INSTRUCTIONS .....	9
<b>7.1. Maintenance and Repair Periods</b> .....	9
<b>8.2. Monthly Maintenance</b> .....	9
<b>8.3 Annual Maintenance</b> .....	9
<b>9. Spare Parts</b> .....	9
10. Cleaning / Disinfecting Instruction .....	10
10.1 Cleaning .....	10
<b>10.2. Disinfection</b> .....	10
11. Safe storage .....	11
<b>12. product delivery</b> .....	11
<b>13. service and maintenance log</b> .....	11
14. ENVIRONMENT .....	13
<b>14. 1 Environmental Protection</b> .....	13
15. WARRANTY .....	13
16. CONTACT .....	13

## Login to

The use of Dialysis chair used for adults, cleaning, technical information, production design in line with standards and regulations, and the use of the product is not affected by any risk and product performance during the use of the product.

## PRODUCT DESCRIPTION

Happy models are dialysis chairs with back and foot movement functions designed for the patient to continue the treatment process safely.

Happy dialysis chair models are designed based on maximum safety and mobility. HAPPY models, designed taking into account the physical disabilities and comfort of the patient, maximize the comfort of patients in the high risk group in every sense.

---

---







## SAFETY AND WARNING

### 1.1. Safety and Warning Instructions

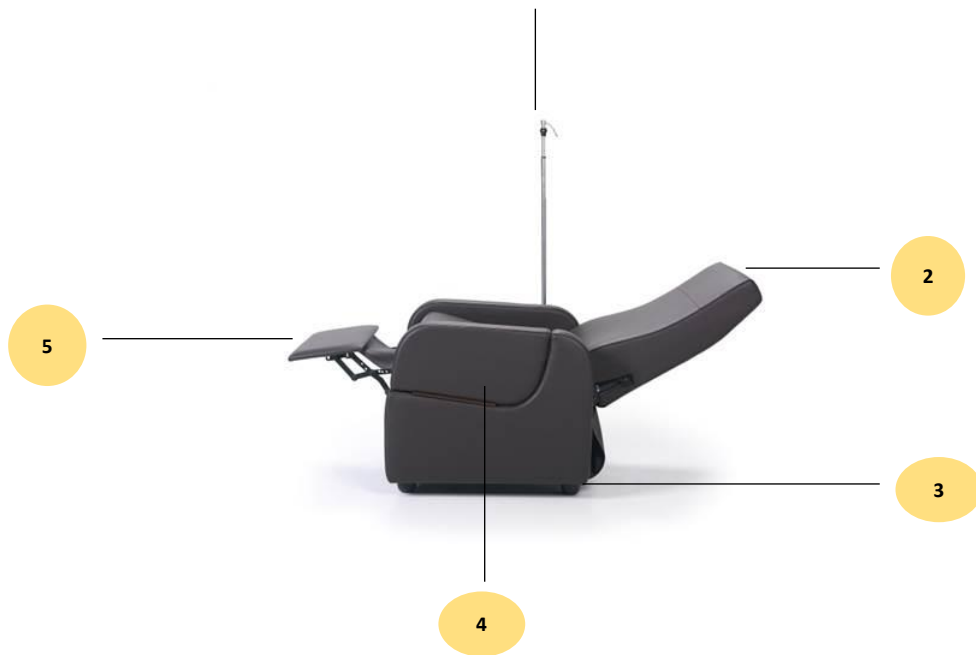


- Follow the instructions carefully and, if necessary, keep a copy of the instructions somewhere on the seat.
- This user manual must be read before use to avoid customer damage and to obtain the best performance from the product.
- Ensure that the dialysis chair is used by a qualified person
- Do not interfere with the seat while the dialysis chair functions are in motion, it poses a danger due to limb entrapments such as finger, head, etc. through existing gaps.
- Do not load the dialysis chair more than **175 kg**.
- Only original spare parts and damaged parts should be replaced immediately and parts should be replaced by qualified personnel
- Do not overload the dialysis chair beyond its carrying capacity.
- If you notice that the dialysis chair does not fulfill its functions, do not use the chair and inform the technical service.
- Inform the patient and other users about the functions of use.
- Dialysis chair should be used indoors (examination, treatment rooms, rest rooms, etc.)
- In case of any mechanical problems in the dialysis chair, intervention to the chair should be performed by trained personnel. When deemed necessary, the manufacturer's technical service unit should be informed and support should be obtained.
- During the delivery of the dialysis chair, training should be requested from the manufacturer for product use and intervention in case of any malfunction.
- Detailed technical information about the dialysis chair should be requested if necessary.
- The dialysis chair must not be connected to any other non-production independent mechanism.
- In case of any malfunction, it should not intervene except authorized technical service.
- Attention should be paid to the surrounding environment when adjusting the dialysis chair to the desired position.
- Deliver the defective plastic etc. materials used in the dialysis chair to the manufacturer or licensed waste company for environmental protection.
- Deliver the packaging materials such as cardboard, nylon, etc. used in product packaging to the licensed organization or manufacturer for environmental protection.
- The patient or caregiver is definitely in danger if
  - ❖ Improper maintenance, (e.g. using the wrong spare parts)
  - ❖ When the safe working weight is exceeded.
- Only spare parts supplied by an authorized service center should be used. If spare parts from other suppliers are used, the seat manufacturer assumes no responsibility for any damage, loss or injury.
- The dialysis chair should be wiped with a damp cloth with a cleaning and disinfection solution with water at room temperature.

## SYMBOLS AND LABELS ON THE PRODUCT

	<i>Accompanying documents</i>
	<i>Read the user manual</i>
	<i>Suitable for indoor use.</i>
	<i>Maximum patient load: 175 kg</i>
	<i>General Warning Sign</i>
	<i>Danger of handshake</i>
	<i>Company contact information, product model, serial number, production date, label</i>

**WARNING :** *When you see that any of the labels on the product is missing, please request from the manufacturer.*



1	<i>Serum holder</i>
2	<i>Back platform</i>
3	<i>Plasticfoot</i>
4	<i>sidearmrest</i>
5	<i>footrest</i>

## CONTROL ELEMENTS AND FUNCTIONS

### 1.2 Backandfoot platform angle movement



- The back platform adjusts the angle of the back and foot platform when backward force is applied.

Dialysis chair is designed for the examination and treatment of adults according to usage areas such as closed environments where medical interventions are performed. Using the dialysis chair outside of the instructions for use may cause serious injury and pose a danger.

**WARNING: Use the dialysis and chemotherapy chair in areas approved by the manufacturer and according to its intended use.**

Use of the dialysis chair may pose a hazard depending on temperature and humidity. Use the chair in the following environments.  
Temperature Range -10° C to +40° C

- Relative humidity between 30% and 75
- 
- 

## APPLIED STANDARDS AND REGULATIONS

The following quality management system is implemented.

-TSE EN ISO 9001

-TS EN ISO 14001

-TS EN ISO 45001

-TS EN ISO 13485

-TS EN ISO 17025

---

## 2. Adjustable IV pole



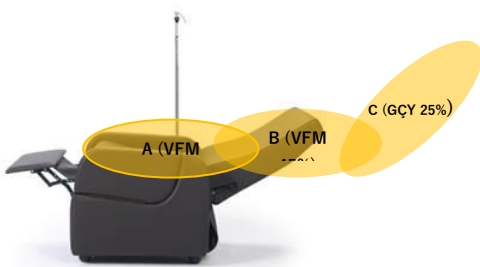
- The height of the serum rack is adjustable.

## 2.1 adjustable side armrests



When the locking latch on the side armrest edge is pressed, the arms open outwards.

## 3. Dialysis Chair Safe Workingload percentile portions



REGION	VALUE
<b>A</b>	Backsection 30% of the safeworkingload
<b>B</b>	Seatingsection 45% of the safeworkingload
<b>C</b>	Footsection 25% of the safeworkingload
<b>GÇY</b>	Safeworkingload 175 kg

## 4. Dialysis chair installation

### 4.1 Installation

Adjust the dialysis chair as follows

- The following rules must be followed during the installation of the dialysis chair.
  - Seescope of delivery and seat variants.
  - Install the accessories properly.
  - Make sure that the ground is suitable during the installation process.

*NOTE: If any problem is encountered during the installation of the dialysis chair, the interventions should be performed by PEDIA PALS technical service personnel.*



**CAUTION:** Risk of injury

During assembly, install moving accessories last, as there is a risk of injury from falling.



**CAUTION:** Improper installation of the dialysis and chemotherapy chair may cause damage.

Dialysis and chemotherapy chair installations should be done by technical service personnel or trained hospital staff.

---

---

## 5. MOBILIZATION

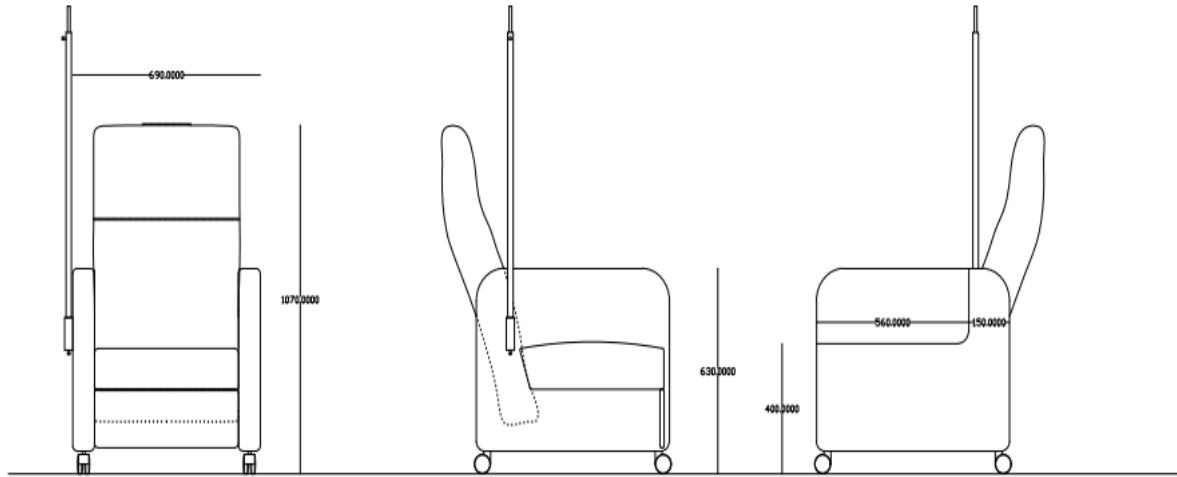
### 5.1. First Movement

Prepare as follows

- Move and check back, foot functions.
  - check side arm movement functions
  - check the IV pole adjustment
- 
-



## 6. Technical Specifications



<b>Dialysischair Technical Dimensions</b>	
<b>Height</b>	<b>1070 mm</b>
<b>width</b>	<b>690 mm</b>
<b>Depth</b>	<b>710 mm</b>
<b>seatheight</b>	<b>400 mm</b>
<b>SafeCarryingCapacity</b>	<b>175 KG</b>

## 7. MAINTENANCE, REPAIR AND CLEANING INSTRUCTIONS

### 7.1. Maintenance and Repair Periods



#### ATTENTION

*Injury may occur due to improper maintenance.*

- ✓ *The maintenance officer should seek support from the manufacturer in matters of which he/she is unsure.*
- ✓ *Take necessary safety precautions before maintenance.*
- ✓ *Do not use spare parts not recommended by the manufacturer.*
- ✓ *Do not perform maintenance while the dialysis and chemotherapy chair is in functional motion.*

**NOTE: Maintenance records should not be kept for each dialysis chair and should be done at regular intervals.**

### 8.2. Monthly Maintenance

- *Check the moving parts of the dialysis chair (back, foot vb.)*
- *Check the joining elements (bolts, nuts, etc.)*
- *Check the accessory slots for any wear and tear.*

### 8.3 Annual Maintenance

- *Check the joints of the movement functions.*
- *Check the dialysis chair joints.*



#### WARNING

- ✓ Malfunctions caused by errors in use and spare part requests are not covered by the warranty.
- ✓ Maintenance should be carried out by trained hospital staff and if any problems are encountered, our company's technical service unit should be informed.
- ✓ Check all bolts and tighten if necessary
- ✓ Replace worn accessories
- ✓ Do not replace worn materials with faulty materials.

Receiving spare parts requests and information

**CAUTION: Improper maintenance can damage the dialysis chair.**

*If the authorized personnel of the hospital are not sure, seek advice from PEDIA PALS . Maintenance should only be carried out by authorized, trained personnel.*

---

## 9. Spare Parts

Malfunctions caused by errors in use and spare part requests are not covered by the warranty.

Maintenance should be carried out by trained hospital staff and if any problems are encountered, our company's technical service units should be informed.

Receiving spare parts requests and information

- ✓ PEDIA PALS Technical service
- ✓ [service@pediapals.com](mailto:service@pediapals.com)
- ✓ 1-888-733-4272

---

## 10. Cleaning / Disinfecting Instruction

### 10.1 Cleaning

- Use suitable detergents for cleaning. The VOC values of these detergents should be at appropriate values that will not harm the environment and people.
- Do not use abrasive powders, steel wool, steel wire brushes or abrasive sponges and cleaning agents that may damage product surfaces.
- Do not use detergents with solvents that can affect the structure and consistency of plastic (benzene, toluene, acetone, etc.)
- Clean the stainless steel areas of the product with a maintenance spray, the pH value of the cleaning spray: 10.2.
- The density of the maintenance spray should be 0.855 g/cm<sup>3</sup>.
- Must be biodegradable.
- Temizlik spray should not contain AOX.

### 10.2. Disinfection

- The disinfectant Detrosept AF applied in the disinfection process must be a fast-acting alcohol-based spray and wipe disinfection product that does not contain phenol and aldehyde.
- Disinfecting use is applied by spraying to completely cover the pre-cleaned medical device (spray distance 30 cm). For its effectiveness, it should be kept for the duration of microbiological activity and the product should be wiped by choosing a sterile, non-particulate cloth.
- **Properties of the disinfectant product;**
  - ✓ Effective in 1 minute (bactericidal, fungicidal, virucidal, tuberculocidal)
  - ✓ Aldehyde and phenol free
  - ✓ Compatible with glass, ceramic, silicone, plastic (including plexiglass), wood, aluminum and stainless steel materials
  - ✓ Broad spectrum of action
  - ✓ 10% ethyl alcohol, 20% propane 2-ol, 0.25% Didesylmethylpoly(oxyethyl) ammonium propionate, preservative additives, perfumed deionized water
  - ✓ didecylmethylpoly(oxyethyl) ammonium propionate, protective
- **Storage conditions of the disinfectant product;**
  - ✓ The expiration date should be 2 years from the date of production.
  - ✓ Keep the package tightly closed in a well-ventilated area between 0-25° .

Use disinfectants with special properties.

#### **WARNING:**

**Disinfectant is flammable. Keep away from sources of ignition. Irritant Avoid contact with skin and mucous membranes. In case of contact with skin, rinse with plenty of**

---

## 11. Safestorage

To prevent damage to the dialysis chair during storage;

- ✓ Pack dialysis and chemotherapy chairs in such a way that there are no moving parts due to unintentional shaking.
  - ✓ Adjust the dialysis chair position so that it is level.
  - ✓ Do not place the dialysis chair under load during storage.
  - ✓ Dialysis chair shelf life is 10 years.
- 
- 

## 12. product delivery

**Order number:**

**Customer:**

**Model Number:**

**Serial number:**

**Delivery Date:**

**Deliverer:**

**Confirm correct operation of the delivered patient cot by hospital staff.**

**History:**

---

**Customer's Signature and Stamp:**

---

**Transporter Signature and Stamp:**

---

---

---

## 13. Service And maintenance Log



## 14. ENVIRONMENT

### 14. 1 Environmental Protection

PEDIA PALS is committed to taking great steps to protect the environment with future generations in mind. The materials of this product are environmentally compatible. It does not contain hazardous substances. Symbols and signs should be paid attention to as information is provided with the symbols and signs used. The product uses recycled steel, electrical components, packaging materials, plastics and wood materials.

- ✚ Return the packaging material to the manufacturer or a licensed recycling company.
- ✚ Return the used defective plastic material to the licensed recycling company or the manufacturer.

**NOTE: For necessary information, please contact our after-sales service unit.**



## 15. WARRANTY

PEDIA PALS will only be held responsible for regular service and product reliability.

This product is covered by a **24-month** warranty from the date of purchase. Defects caused by manufacturing and assembly defects are free of charge. Defects caused by usage errors are not covered by the warranty. Product use is determined within the framework of the terms and conditions determined by the standard.

---

---

## 16. CONTACT

### MANUFACTURING COMPANY

**BRAND:** PEDIA PALS

**ADDRESS:** 230 Grider St. Buffalo, NY 14215 USA

**PHONE NO:** 1-888-733-4272

**E-MAIL:** [sales@pediapals.com](mailto:sales@pediapals.com)

**TYPE:** Hospital Furnishings And Equipment For Medical Purposes

**MODEL:** 600062

**LIFE OF USE:** 10 YEARS

**SERVICE STATION:** Pedia Pals